

54. SAAREMAA RALLY 2021 SUPPLEMENTARY REGULATIONS

APPENDIX 4 – GPS Tracking System

Instructions of Usage and Mounting of GPS Safety and Tracking Equipment

1. Driver/crew/team are personally responsible for mounting safety and tracking equipment. The same device is used during reconnaissance and race. The device must be in a visible place during reconnaissance, so Marshals or other Officials could identify it.
2. The device must be mounted and the sticker must be stuck into the race car before start of the rally.
3. Officials, appointed by the Organiser, will inspect if the equipment is fitted correctly and the informational sticker, containing contact phone number of the race control centre, is stuck in its place in the special area, marked in the Rally documents.
4. Driver/crew/team, which have fitted the equipment incorrectly, must fit it before start of the rally.
5. The Organiser will apply deposit payment, which is returned if the device is in good condition and working when returned until deadline, indicated in the Supplementary regulations.
6. If the crew stops in the special stage, “SOS” or “OK” button must be pressed in 30 seconds. Crew, which has stopped in the special stage, must inform race control centre on reasons of stopping, contacting by the telephone number, written on the informational sticker.
7. For the infringement, regarding to sending order of “SOS” and “OK” signals, the crew can be fined

What to do in case of emergency or a stop at the Special stage?


Situation	People injured?	What to do?
Case 1: car stopped for any technical reason.	None	Press green OK button within 30 sec. after stop, call to Race control and inform about reason of stop within 1 min.
Case 2: car stopped after accident or went out of road.	None	Press green OK button within 30 sec. after stop, call to Race control and inform about reason of stop within 1 min.
Case 3: car stopped in SS for wheel changing or car repair.	–	Press green OK button within 30 sec. after stop. If it takes long time (more than 5 min.) – call to Race control and inform about reason
Case 4: car stopped after accident or out of road.	Yes	Press red SOS button ASAP after accident, if able call to Race control and inform about situation ASAP.
Case 5. You see another crew’s accident place and SOS sign.	–	Stop and press red SOS button ASAP after accident.
Case 6: you receive electronic red flag signal (LED indicators and beeper on STS console).	–	Immediately reduce speed to public road limits, press Green OK button within 30 sec. to send confirmation to RALLY HQ.

STS UNIT CONSOLE + POWER CORD

Connectivity scheme

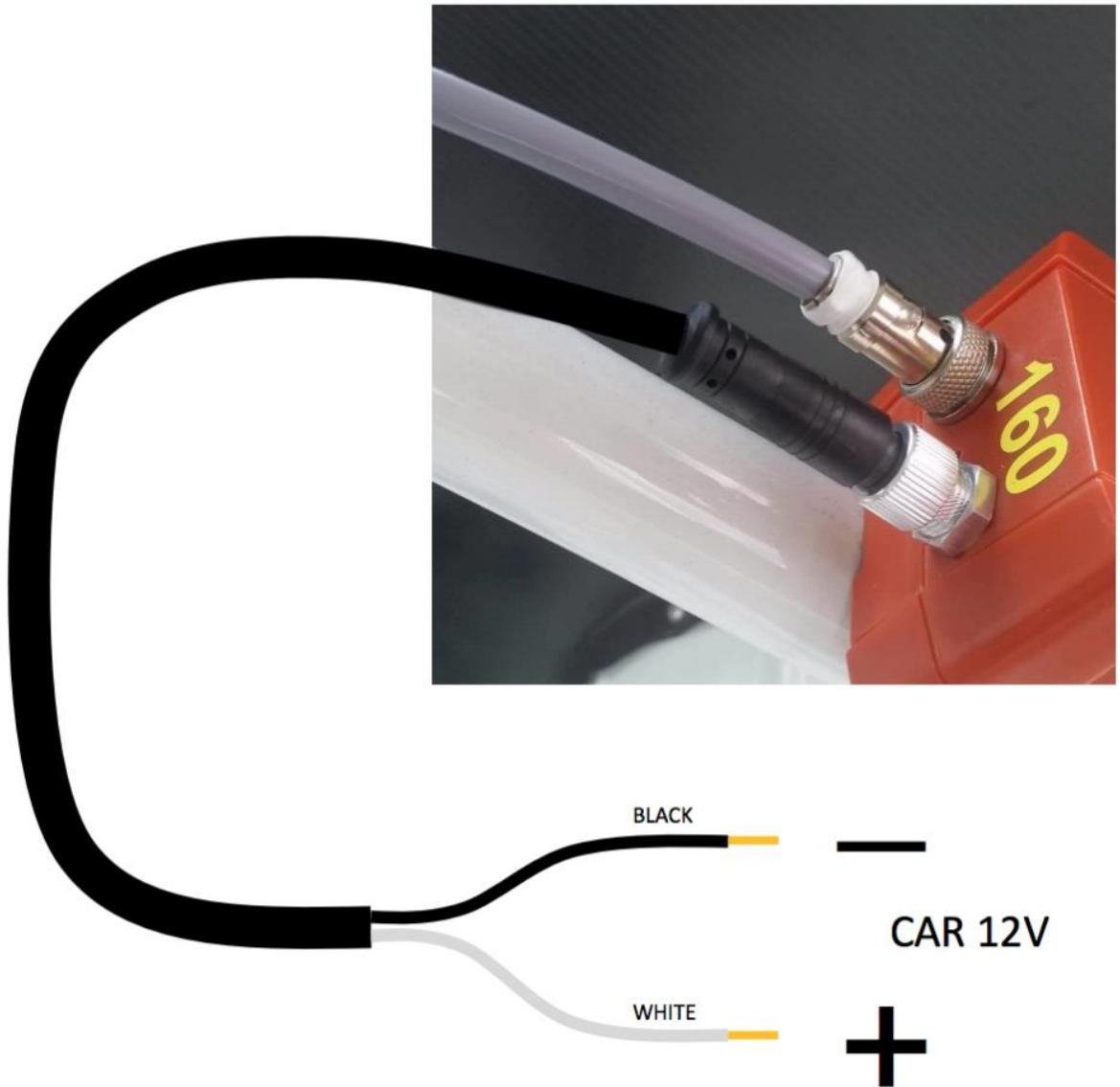


INSTALLATION SCHEME





POWER CORD CONNECTION

Please connect STS to power only in rally car. During recce STS uses internal battery.



SPECIAL INFORMATION STICKER LOCATION

 **Attention!**
Press **SOS** button to request **immediate assistance!**

 **If vehicle stops on a special stage, an alert will be raised automatically.**
You have **only 30 sek.** to push **OK** button to indicate to all monitoring stations that you do not require assistance.

30SEC

RACE CONTROL CENTER

+XXX XXX XXX

